

Surface Mount Zener Diodes



Features

- Low profile package
- Ideal for automated placement
- Glass passivated chip junction
- High forward surge capability
- Meets MSL level 1, per J-STD-020, LF maximum peak of 260 °C

Mechanical Data

- **Package:** DO-214AC (SMA)
Molding compound meets UL 94 V-0 flammability rating, -compliant, halogen-free
- **Terminals:** Tin plated leads, solderable per J-STD-002 and JESD22-B102
- **Polarity:** Cathode line denotes the cathode end

■Maximum Ratings (T_a=25°C Unless otherwise specified)

PARAMETER	SYMBOL	UNIT	MAX
DC power dissipation at TL = 75 °C	P _D	W	1
Maximum instantaneous forward voltage@ I _F =500mA	V _F	V	1.5
Maximum junction temperature	T _j	°C	-55 to +150
Storage temperature range	T _{stg}	°C	-55 to +150

■Thermal Characteristics (T_a=25°C Unless otherwise specified)

PARAMETER	SYMBOL	UNIT	Conditions	VALUE
Thermal resistance(Typical) ⁽¹⁾	R _{θJ-L}	°C/W	junction to lead	30
	R _{θJ-A}	°C/W	junction to ambient	140

Note

(1) Thermal resistance from junction to ambient and from junction to lead mounted on P.C.B. with 0.2" x 0.2" (5.0 mm x 5.0 mm) copper pad areas

■Electrical Characteristics (T_a=25°C Unless otherwise specified)

Part Number	Nominal Zener voltage			Test current	Maximum dynamic impedance resistance	Maximum reverse leakage current		Maximum DC Zener Current
	Min V _Z ⁽¹⁾ at I _{ZT}	Typ. V _Z ⁽¹⁾ at I _{ZT}	Max V _Z ⁽¹⁾ at I _{ZT}			I _R	Test voltage V _R	
	V	V	V	mA	Ω	μA	V	mA
PTZ5.6B	5.6	5.95	6.3	40	8	20	1.5	118
PTZ6.2B	6.2	6.6	7.0	40	6	20	3.0	116
PTZ6.8B	6.8	7.25	7.7	40	6	20	3.5	97
PTZ7.5B	7.5	7.95	8.4	40	4	20	4.0	88
PTZ8.2B	8.2	8.75	9.3	40	4	20	5.0	80
PTZ9.1B	9.1	9.65	10.2	40	6	20	6.0	73

Part Number	Nominal Zener voltage			Test current I_{ZT}	Maximum dynamic impedance resistance Z_{ZT} at I_{ZT}	Maximum reverse leakage current		Maximum DC Zener Current I_{ZM}
	Min $V_Z^{(1)}$ at I_{ZT}	Typ. $V_Z^{(1)}$ at I_{ZT}	Max $V_Z^{(1)}$ at I_{ZT}			I_R	Test voltage V_R	
	V	V	V	mA	Ω	μA	V	mA
PTZ10B	10	10.6	11.2	40	6	10	7.0	66
PTZ11B	11	11.65	12.3	20	8	10	8.0	60
PTZ12B	12	12.75	13.5	20	8	10	9.0	54.9
PTZ13B	13.3	14.15	15	20	10	10	10.0	49
PTZ15B	14.7	15.6	16.5	20	10	10	11.0	44.9
PTZ16B	16.2	17.25	18.3	20	12	10	12.0	40.6
PTZ18B	18	19.15	20.3	20	12	10	13.0	36.6
PTZ20B	20	21.2	22.4	20	14	10	15.0	33
PTZ22B	22	23.25	24.5	10	14	10	17.0	30.1
PTZ24B	24	25.8	27.6	10	16	10	19.0	27.1
PTZ27B	27	28.9	30.8	10	16	10	21.0	24.2
PTZ30B	30	32	34	10	18	10	23.0	21.9
PTZ33B	33	34.9	37	10	18	10	25.0	20
PTZ36B	36	38.1	40	10	20	10	27.0	18.4

Notes:

- (1) Nominal Zener voltage Range: 95% Typ. V_Z (1) at I_{ZT} --- 105% Typ. V_Z (1) at I_{ZT}
- (2) Surge current is a non-repetitive, 8.3ms pulse width square wave or equivalent sine-wave superimposed on I_{ZT} per JEDEC method

■ Characteristics (Typical)

FIG1: Power Temperature Derating Curve

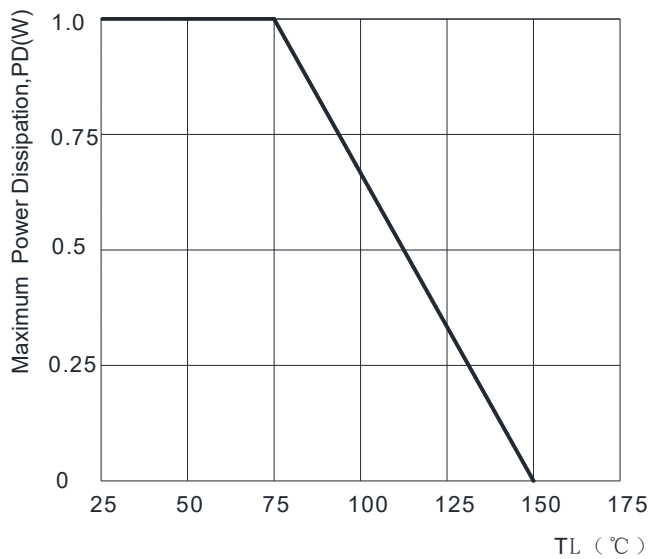
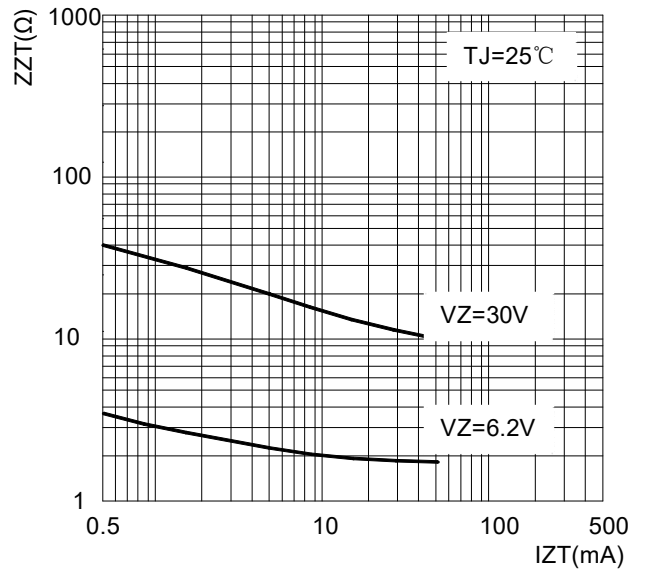


FIG2: Typical Zener Impedance



■ Characteristics (Typical)

FIG3: Pulse Waveform

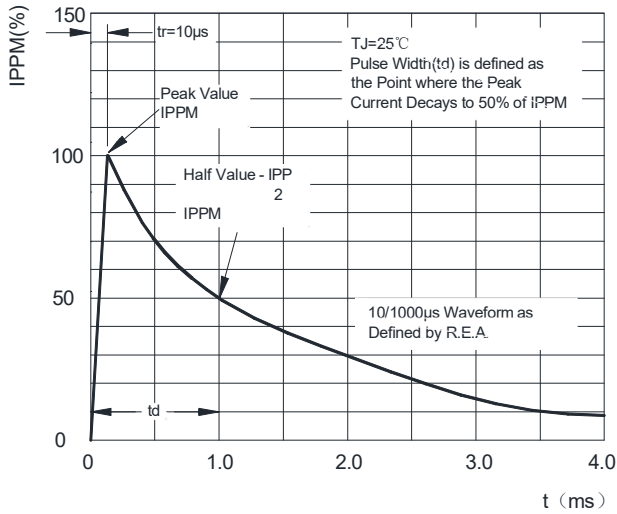


FIG4: Temperature Coefficients v.s. Zener Voltage

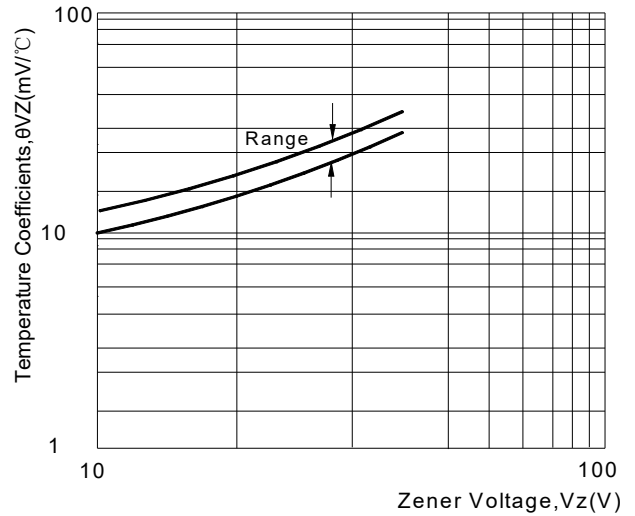
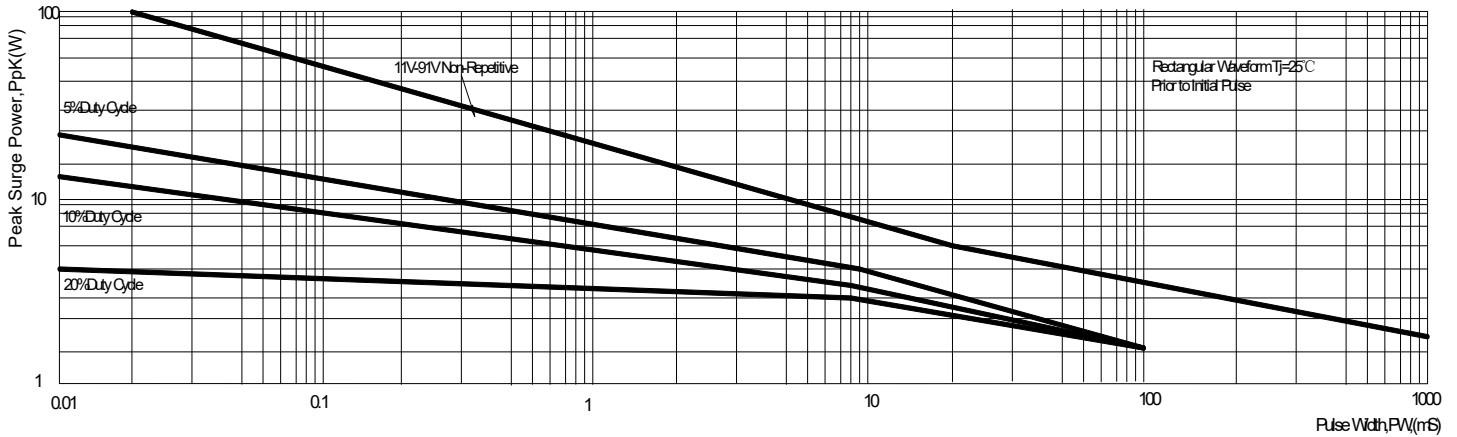


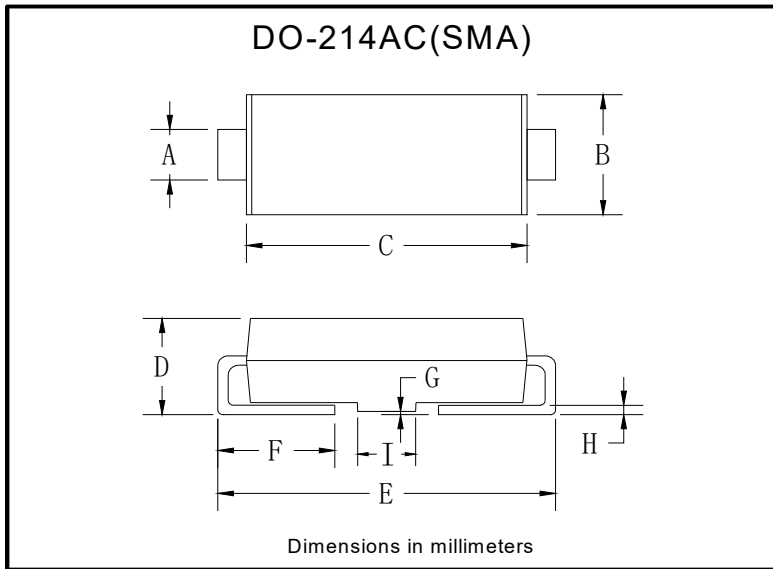
FIG5: Maximum Surge Power



■ Ordering Information (Example)

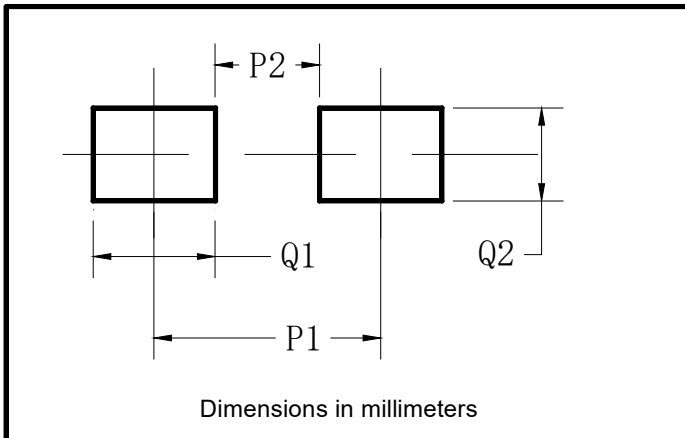
PREFERRED P/N	PACKAGE CODE	UNIT WEIGHT(g)	MINIMUM PACKAGE(pcs)	INNER BOX QUANTITY(pcs)	OUTER CARTON QUANTITY(pcs)	DELIVERY MODE
PTZXXB SERIES	F1	Approximate 0.059	5000	/	80000	13" reel

■ Outline Dimensions



DO-214AC(SMA)		
Dim	Min	Max
A	1.25	1.58
B	2.40	2.83
C	4.00	4.75
D	1.90	2.30
E	4.93	5.28
F	0.76	1.41
G	0.05	0.20
H	0.15	0.31
I	1.70	2.10

■ Suggested Pad Layout



DO-214AC(SMA)	
Dim	Millimeters
P1	4.00
P2	1.50
Q1	2.50
Q2	1.70

Disclaimer

The information presented in this document is for reference only. Shanghai Sunco Electronics Co., Ltd. reserves the right to make changes without notice for the specification of the products displayed herein to improve reliability, function or design or otherwise.

The product listed herein is designed to be used with ordinary electronic equipment or devices, and not designed to be used with equipment or devices which require high level of reliability and the malfunction of which would directly endanger human life (such as medical instruments, transportation equipment, aerospace machinery, nuclear-reactor controllers, fuel controllers and other safety devices), Russiansunco or anyone on its behalf, assumes no responsibility or liability for any damages resulting from such improper use of sale.

This publication supersedes & replaces all information previously supplied. For additional information, please visit our website [http:// www.russiansunco.com](http://www.russiansunco.com) , or consult your nearest Russiansunco's sales office for further assistance.